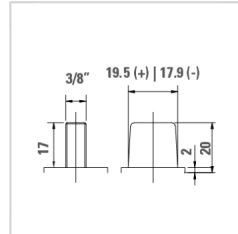
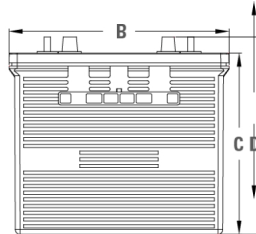
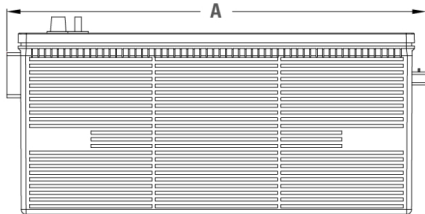




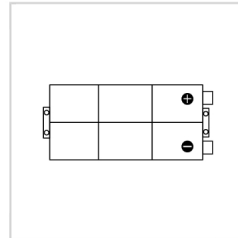
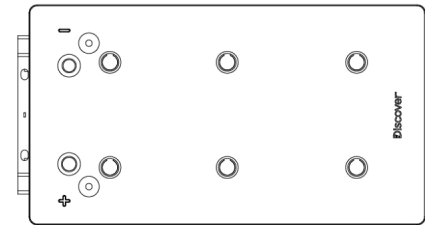
**DRY CELL Marine/RV Battery**

Discover<sup>®</sup> DRY CELL Marine RV batteries outperform traditional Flooded, AGM and Gel batteries with exceptional dual-purpose, starting and cycling performance. The batteries are tolerant of a wide ambient temperature range, vibration and Partial State of Charge (PSOC) operation.

DRY CELL Marine RV batteries are safe, nonspillable, maintenance-free and are trusted by boat builders and recreational vehicle manufacturers.



TERMINAL



LAYOUT

**MECHANICAL SPECIFICATIONS**

Industry Reference	BCI: 8D	
Length A (in/mm)	20.6	522
Width B (in/mm)	10.8	275
Height C (in/mm)	8.7	222
Total Height D (in/mm)	9.5	242
Weight (lbs/kgs)	171.6	78
Terminal *	AT	
Technology	DRY CELL AGM, VRLA	

**NOTE 1:** Dimensions have a ±2 mm (0.08 in) tolerance. Weights may vary.

**NOTE 2:** Refer to [terminal guide](#) on website for torque values.

**PERFORMANCE SPECIFICATIONS**

Amp Hours (AH)
20 HR
290

20 HR: 1.75VPC at 30°C/86°F

**ELECTRICAL SPECIFICATIONS**

Voltage (V)	12
Internal Resistance (mΩ)	2
Short Circuit (A) (20°C / 68°F)	5700
Self-Discharge (20°C / 68°F)	2-3% per mo
Charge Temperature	Min: -10°C (14°F)   Ma
Discharge Temperature	Min: -40°C (-40°F)   Ma
Storage Temperature	Min: -20°C (-4°F)   Ma

**NOTE 3:** Extra considerations must be given when designing systems for use at maximum temperatures.

**NOTE 4:** Internal Resistance is approximate.

Minutes of Discharge		Cranking Amps	
@25A	@75A	CA (0°C/32°F)	CCA (-18°C/0°F)
625	170	1500	1300

**FEATURES**

**HYDRO POLYMER**

- Organic capillary separators with hydro polymer electrolytes resist dry-out and prevent thermal runaway
- Maintains performance characteristics over operational life

**ENHANCED ALLOYS**

- Thick plates with graphite enhanced alloys deliver maximum runtime over operational life

**CARBON BOOST**

- Carbon additives to increase duty cycle performance, charge acceptance and partial state of charge operation

**AUTOMATED THROUGH-THE-PARTITION WELD**

- Improved intercell weld consistency, and less lead waste than manual welding process (key industry models)
- Supports higher current loads and lowers internal resistance

**POLYPROPYLENE CASE**

- High heat resistance and durability (key industry models)
- High precision pressure relief valves reduce water loss and extend life
- Integrated flame arrestors prevent fire and explosion

**BENEFITS**

**ENHANCED RUNTIME**

- High amp hour capacity
- High operational voltage over lifetime
- 50% DoD above 2.05 VPC

**EXTENDED SERVICE LIFE**

- Long life superior to deep-cycle FLA / AGM / Gel batteries
- 700+ cycles 60% DoD (IEC 896-2 Stationary Lead-Acid)
- 1,400+ cycles 50% DoD (BCIS-06 Deep-Cycle Lead-Acid)

**RESILIENCE**

- Partial stage of charge operation superior to AGM
- Intense duty cycling superior to AGM / Gel
- Overcharge and over-discharge resilience superior to AGM

**EXTREME TEMPERATURES**

- High temperature life superior to

#### AGM

- Low temperature operation superior to FLA / AGM / Gel batteries

#### EXTREME VIBRATION RESISTANCE

- Vibration resistance superior to AGM / Gel
- Vibration shock tested (IEC 61373, DIN EN 61373, SAE J537)

#### OEM TRUSTED

- Exceeds OEM specifications
- Innovative technology
- Global service and support

#### RELIABLE AND SAFE

- Valve Regulated Lead-Acid, DRY CELL AGM
- Maintenance-free, nonspillable, no-gassing
- Spark and explosion tested (SAE J1495)

#### CERTIFIED QUALITY

Discover® manufacturing facilities are fully certified to ISO 9001/14001 and OSHA 18001 standards.

Designed in accordance with and published in compliance with applicable standards, including:

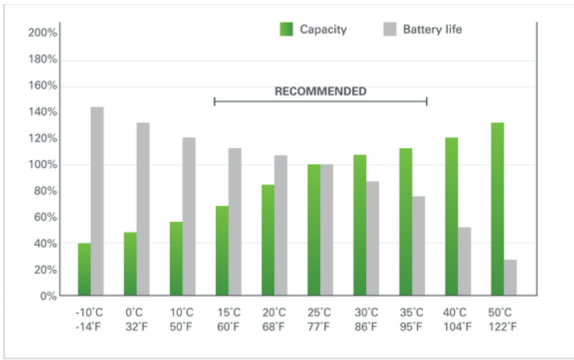
- IEC 60896-21/22. Lead-Acid Stationary
- DIN 43 539. VRLA
- SAE J537. Storage
- UL, CE Health Safety Certified

#### SHIPPING CLASSIFICATION

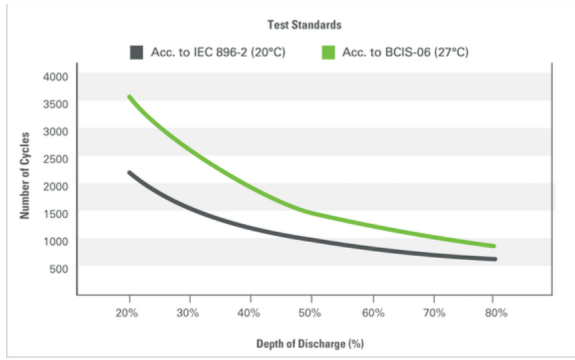
- Classified as a nonspillable battery
- Without restriction for transport by Sea (IMDG amendment 27)
- Without restriction for transport by Air (IATA/ICAO provision 67)
- Without restriction for transport by Ground (STB, DOT-CFR-HMR49)



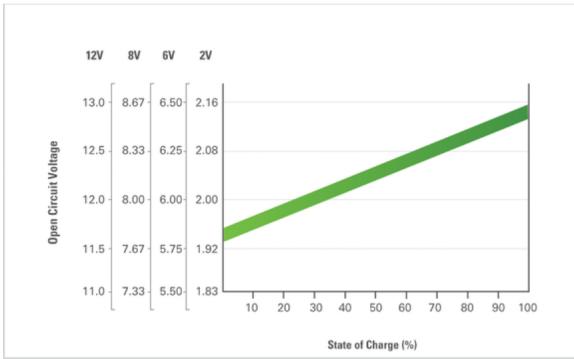
## Temperature Effects on Capacity



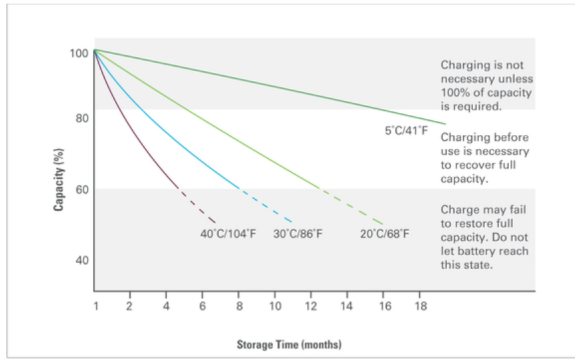
## Test Standards and Cycle Life



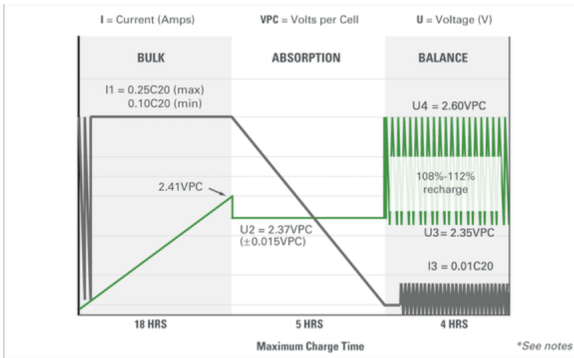
## Open Circuit Voltage in Relation to SOC (20°C)



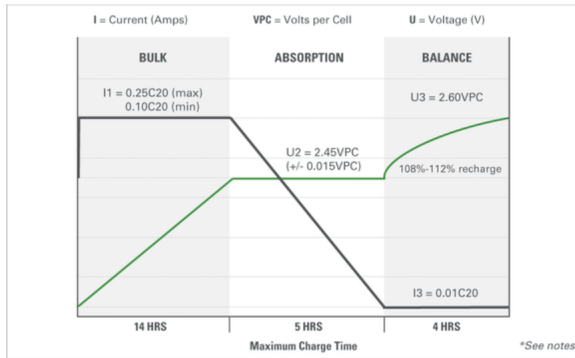
## Self-Discharge Characteristics



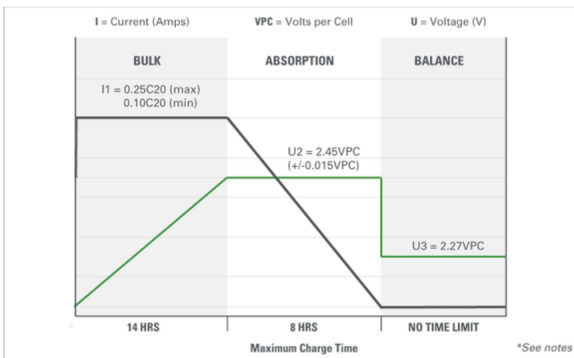
## IUI Pulse Charge Profile



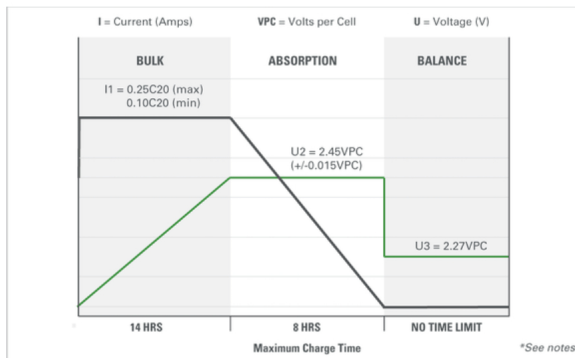
## Constant Current (IUI) Charge Profile



## Voltage Regulated (IIU) Charge Profile



## Relation between Charge, Voltage and Temperature



## NOTES

- Due to self-discharge characteristics of lead-acid battery technologies, batteries should be top charged within 6 months of storage to ensure optimum performance, prevent sulphation and permanent capacity loss.
- Charge profile recommendations correspond to battery voltages at 25°C (77°F). For temperatures below, adjust +5mVPC/°C (+3mVPC/°F). Temperatures above, adjust -5mVPC/°C (-3mVPC/°F). Temperature compensated charging helps ensure optimum battery runtime and life performance.
- Charge profile recommendations depend on application and charger. IUI (or IUI with Pulse) is appropriate for applications that require frequent and deep discharges. IIU is appropriate for applications that are on standby and cycled less frequently.
- IUI with Pulse algorithm uses a pulse termination criterion. The finish current is pulsed on and off in order to keep the battery voltage at a minimum while still reaching target overcharge. If average VPC exceeds  $U2$  and the charger output has been on for more than 30 seconds, the output is shut off until VPC falls to  $U3$ .
- IUI Charge Profile (if applicable), may have a continuous float phase added (2.27VPC).

Discover® reserves the right to make adjustments to this publication at any time, without notice or obligation. Data in this publication are for reference use only and models may vary from shown. It is the responsibility of the reader of this information to verify any and all information presented herein. For more information contact us at [info@discoverbattery.com](mailto:info@discoverbattery.com)